



COVID-19 Vaccine Registration:
vaccinate.ne.gov
 833-998-2275 or 531-249-1873



Coronavirus Disease 2019 (COVID-19)

ECDHD COVID-19 HOTLINE
 English/Spanish: 402.562.8960

Situation Brief – 2021 MMWR Week 20 (May 16 – May 22)

Data curated by CDC, DHHS, and ECDHD; current as of 12:00 27 May 2021

Full Vaccination Tracker

NE Total	NE %	ECDHD Total	ECDHD %
807,878	42.8%	17,798	33.8%*

*Percentage of total population within the health district.

Highlights

- COVID-19 vaccines have shown to be the most effective countermeasure for preventing the transmission of COVID-19 within communities.
- This week marks another rate of transmission within each of the counties of the health district since the first case in April 2020 as more residents become fully vaccinated.
- There remains no known COVID-19-related hospitalizations or fatalities were among vaccinated persons within the health district.
- To date, there remains only ten known cases of vaccine breakthrough within the health district.
- Low vaccine breakthrough is at the heart of the new CDC recommendations for fully vaccinated persons here: <https://www.cdc.gov/coronavirus/2019-ncov/vaccines/fully-vaccinated-guidance.html>
- COVID-19 Resources:
 - <http://dhhs.ne.gov/Pages/COVID-19-Calculator.aspx>
 - testnebraska.com
 - vaccinate.ne.gov

SITUATION IN NUMBERS

Boone County

Total cases: 585
 =New cases (7 days): 1
 ▼ 14-day avg incidence per 100k: 1.34
 Deaths: 4*
 New deaths reported (7 days): 0
 ▼ Case Fatality Ratio: 0.07%
 ▲ Weekly positive: 20.0%
 ▼ 7-day avg testing per 100k: 13.8

Nance County

Total cases: 414
 ▼ New cases (7 days): 0
 ▼ 14-day avg incidence per 100k: 0.00
 Deaths: 10*
 New deaths reported (7 days): 0
 ▼ Case Fatality Ratio: 2.42%
 ▼ Weekly positive: <5.0%
 ▲ 7-day avg testing per 100k: 48.8

Colfax County

Total cases: 1,594*
 ▼ New cases (7 days): 0
 ▼ 14-day avg incidence per 100k: 0.00
 Deaths: 21
 New deaths reported (7 days): 0
 =Case Fatality Ratio: 1.32%
 ▼ Weekly positive: <5.0%
 ▲ 7-day avg testing per 100k: 62.7

Platte County

Total cases: 4,150
 ▼ New cases (7 days): 2
 ▼ 14-day avg incidence per 100k: 1.29
 Deaths: 50
 New deaths reported (7 days): 0
 =Case Fatality Ratio: 1.20%
 ▼ Weekly positive: 3.25%
 ▲ 7-day avg testing per 100k: 57.2

Total Health District

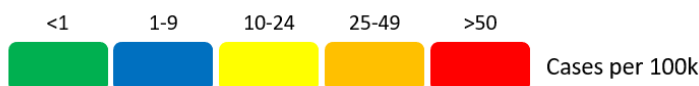
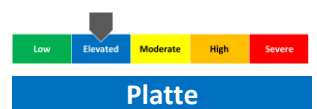
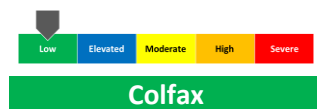
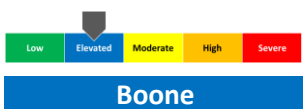
Total cases: 6,743
 ▼ New cases (7 days): 3
 ▼ 14-day avg incidence per 100k: 0.64
 Deaths: 85*
 New deaths (7 days): 0
 ▲ Case Fatality Ratio: 1.26%
 =NE Case Fatality Ratio: 1.01%
 ▼ ECDHD COVID new hosp. admit 7day= 0
 ▼ NE COVID-19 Hospitalizations = 73
 ▲ Weekly % positive: 5.81%
 ▲ 7-day avg testing per 100k: 45.6

Last Week

Total cases: 6,740*
 ▼ New cases (7 days): 4
 ▼ 14-day avg incidence per 100k: 1.32
 Deaths: 89
 New deaths (7 days): 0
 =Case Fatality Ratio: 1.32%
 ▼ NE Case Fatality Ratio: 1.01%
 ▼ ECDHD COVID new hosp. admit 7day= 3
 ▼ NE COVID-19 Hospitalizations = 80
 ▼ Week 19 % positive: 1.68%
 ▼ 7-day avg testing per 100k: 444.1



























*Total death reflects previously reported deaths within the health district, now amended.

Positivity is calculated via the test over test calculation described here: <https://www.cdc.gov/coronavirus/2019-ncov/>



Choosing Safer Activities

Accessible link: <https://www.cdc.gov/coronavirus/2019-nCoV/daily-life-coping/participate-in-activities.html>

	Unvaccinated People	Examples of Activities	Fully Vaccinated People
		Outdoor	
Safest		Walk, run, wheelchair roll, or bike outdoors with members of your household	
		Attend a small, outdoor gathering with fully vaccinated family and friends	
		Attend a small, outdoor gathering with fully vaccinated and unvaccinated people	
Less Safe		Dine at an outdoor restaurant with friends from multiple households	
Least Safe		Attend a crowded, outdoor event, like a live performance, parade, or sports event	
		Indoor	
Less Safe		Visit a barber or hair salon	
		Go to an uncrowded, indoor shopping center or museum	
		Attend a small, indoor gathering of fully vaccinated and unvaccinated people from multiple households	
Least Safe		Go to an indoor movie theater	
		Attend a full-capacity worship service	
		Sing in an indoor chorus	
		Eat at an indoor restaurant or bar	
		Participate in an indoor, high intensity exercise class	

Get a COVID-19 vaccine



Prevention measures not needed

Take prevention measures
Wear a mask, stay 6 feet apart, and wash your hands.

- Safety levels assume the recommended prevention measures are followed, both by the individual and the venue (if applicable).
- CDC cannot provide the specific risk level for every activity in every community. It is important to consider your own personal situation and the risk to you, your family, and your community before venturing out.



[cdc.gov/coronavirus](https://www.cdc.gov/coronavirus)

CS24153K